



3 Kent Road, Dagenham, Essex, RM10 8HA,
United Kingdom

Tel: +44 (0) 845 686 6066

Fax: +44 (0) 845 686 6067

Email: info@resikom.com

Web: www.resikom.com


PIR WASHROOM CONTROL SYSTEM

SAVE WATER: AUTOMATIC WATER SHUT-OFF CONTROL

SAVE WATER + ENERGY: CONTROL BOTH THE WATER SUPPLY & LIGHTS etc.




The Problem: Taps & showers (+ lights etc.) deliberately left on when a washroom is empty is not only an expensive waste of water and energy but also a possible risk of damage from flooding.

The Solution: A PIR switch is used to control the water supply (+ lights etc.) into a room. When the PIR switch detects that the room is occupied, it will automatically turn the water supply (+ lights etc.) "ON" so the appliances work as normal.



Once the washroom has been unoccupied for a pre-set but adjustable time, the system will automatically turn the water supply (+ lights etc.) "OFF" again, thus saving water if the taps are prone to leak, or are deliberately left on. As such it is ideal in commercial buildings with public toilets (eg: Office Blocks, Hotel Rooms etc.) or where there is a risk of vandalism (eg: Municipal Public Toilets, Universities, Military Barracks etc.).

This system can also be used to control special indoor water features (eg: Fountains etc.) that you only want to operate when the room is occupied.

	Sensing Area		
Ceiling Recessed PIR Switch	Ceiling Mounted PIR Switch	Wall Mounted PIR Switch	<p>Recommended mounting height between 2.2 and 3m</p> <p>Primary detection zone</p> <p>Secondary detection zone</p> <p>5m</p> <p>7m</p> <p>5m</p> <p>For open plan areas For best coverage the PIR occupancy switches should be spaced every 5m in other direction</p>
			
72mm diameter	86mm x 86mm	86mm x 86mm	

PIR Switch: 24v Low Voltage for indoor use c/w: Adjustable "Valve Open" overrun time from 10 seconds to 40 minutes – this is the time the valve(s) will remain open for after the last time the PIR detects someone. c/w: Adjustable photocell. Can be set to inactive. Use 240v PIRs if you want to control the lights as well as the water.

Several PIRs can be wired in parallel. Optional "Splash Proof" PIRs available on request.

240 and 24v "Normally Closed" Solenoid Valves

From 1/2" up to 2" pipe size: Please specify the pipe size(s) you want to fit the valve(s) to. Valves suitable for water temperatures up to 70°C.



Resikom Limited

Web: www.resikom.com Email: info@resikom.com

Tel: 0845 686 6066

Fax: 0845 686 6067