



# TTSIM-2

## TraceTek® Sensor Interface Module with LCD and Relay

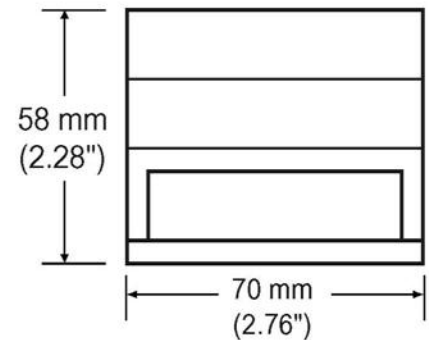
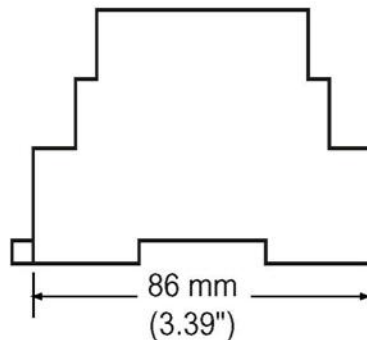
### Easy setup and simple operation

The TTSIM-2 Sensor Interface Module monitors up to 150 meters (500 feet) of TraceTek sensing cable. When liquid is detected, the TTSIM-2 unit indicates the leak, displays the location of the leak and switches a relay to provide local voltage-free contact closure. The TTSIM-2 can also communicate to a host monitoring system such as a TraceTek TTDM-128 or directly to a PLC or other host system using standard protocols. The low cost of the TTSIM-2 makes it economical to build very robust systems with many small independent sensing cable segments. No field calibration is required.

The TTSIM-2 can be used as a stand-alone leak detection alarm unit, or in networks with other TraceTek TTSIM, TT-NRM or TTDM-128 modules. The TTSIM-2 can be configured using a Microsoft Windows™ based PC, or a TraceTek TTDM-128 network master module.

### Design Features

- Voltage-free contacts for alarm signaling.
- LED's to indicate power, leak, cable trouble, and communication status.
- Leak location display on LCD.
- Simple twisted pair serial RS-485 communications up to 1200 meters (4000 feet) with automatic protocol selection (MODBUS, Opto 22 and Metasys).
- Available for 24, 120 or 230 Vac 50/60 Hz power supply.
- Each TTSIM-2 unit has a unique address assigned with software – no switches.
- Relay software selectable for normally energized or normally de-energized operation.
- DIN rail mounted for easy installation.
- Selectable unit of measure (Feet or Meters).



### General features

Sensor compatibility	All TraceTek sensor cables and point sensors or contact closure devices
Maximum length of sensing cable	150 m (500 ft)
Precision	0.5% of sensor length ± 0.6 m (2 ft)

### Environmental ratings

Storage temperature	-18°C to 60°C (0°F to 140°F)
Operating temperature	0°C to 50°C (32°F to 122°F)
Humidity	5% to 95% non-condensing

### Power requirements

TTSIM-2	22 to 26 Vac, 50/60 Hz, 3 W
TTSIM-2-120	92 to 132 Vac, 50/60 Hz, 3 W
TTSIM-2-230	216 to 253 Vac, 50/60 Hz, 3 W

### Ordering information

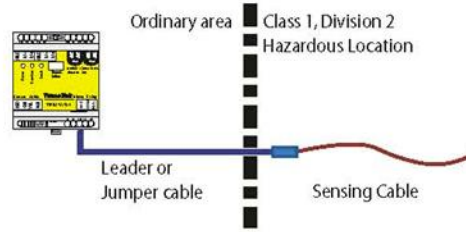
Catalog Number	Description
TTSIM-2	24 Vac TTSIM-2
TTSIM-2-120	120 Vac TTSIM-2
TTSIM-2-230	230 Vac TTSIM-2

# TTSIM-2 Sensor Interface Module

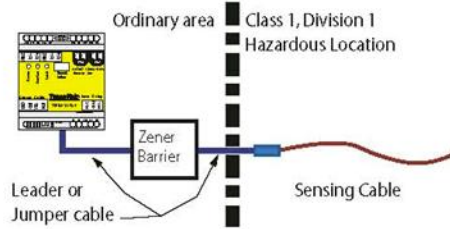
<b>Serial interface</b>	Network configuration	RS-485 two wire network, 9600 baud, addressable from 1 to 127
	Communication protocol	MODBUS™, OptoMux™ or Johnson Controls Metasys™
<b>Relay contacts</b>	Type	Form C (SPDT)
	Action	Software selectable; normally energized or normally de-energized (default); alarm on leak or alarm on leak and sensor fault
	Rating	2 Amps maximum, 250 Vac or 30 Vdc

## Approvals & Certifications

The TTSIM-2 unit is approved for use in ordinary areas. The module must be located in an ordinary area, but may monitor intrinsically safe TraceTek sensors located in hazardous locations, as shown below.



TraceTek sensors in Class 1, Division 2, Groups A, B, C, D Hazardous Locations (Zone 2 in Europe).



If protected by an agency approved zener barrier, TraceTek sensors in Class 1, Division 1, Groups A, B, C, D Hazardous Locations (Zones 0 and 1 in Europe). Contact Tyco Thermal Controls to select proper zener barrier.

LC H57436 10/04



**3 Kent Road, Dagenham, Essex, RM10 8HA,  
United Kingdom**

**Tel: +44 (0) 845 686 6066**

**Fax: +44 (0) 845 686 6067**

**Email: [info@resikom.com](mailto:info@resikom.com)**

**Web: [www.resikom.com](http://www.resikom.com)**